

LIVERPOOL HEART AND CHEST HOSPITAL PERFORMANCE REPORT

Operational Performance					Operational Performance					Quality of Care					Organisational Health				
measure	target		in month	variation	measure	target		in month	variation	measure	target		in month	variation	measure	target		in month	variation
RTT 18 weeks in aggregate - Incomplete Pathways	92.0%	<div></div>	76.82%	<div></div>	Cancer: 14 day GP referral to 1st Outpatient Appointment	93.0%	<div></div>	100.0%	<div></div>	Venous thromboembolism (VTE) risk assessment	95.0%	<div></div>	95.78%	<div></div>	Staff Sickness (All Staff)	3.4%	<div></div>	4.21%	<div></div>
All cancers – maximum 62-day wait for first treatment from urgent GP referral for suspected cancer	85.0%	<div></div>	100.0%	<div></div>	Cancer: 31 day diagnosis to 1st treatment for all cancers	96.0%	<div></div>	100.0%	<div></div>	Clostridium Difficile	0	<div></div>	1	<div></div>	Staff Turnover	10.0%	<div></div>	10.26%	<div></div>
Maximum 6-week wait for diagnostic procedures	99.0%	<div></div>	99.35%	<div></div>	Cancer: 31 day Second or subsequent treatment (surgery & drug)	94.0%	<div></div>	100.0%	<div></div>	MRSA Bacteraemias	0	<div></div>	0	<div></div>	Executive Team Turnover	25.0%	<div></div>	31.9%	<div></div>
Dementia - Find	90.0%	<div></div>	100.0%	<div></div>	Cancer: 62 day Consultant Upgrade	85.0%	<div></div>	100.0%	<div></div>	MSSA Bacteraemias	0	<div></div>	0	<div></div>	Mandatory Training Compliance	95.0%	<div></div>	94.51%	<div></div>
Dementia - Assess	90.0%	<div></div>	100.0%	<div></div>	Welsh Patients: 26 weeks Referral To Treatment waiting times - Incomplete	95.0%	<div></div>	78.89%	<div></div>	Gram Negative Bacteraemias	0	<div></div>	0	<div></div>	Appraisals Compliance	90.0%	<div></div>	68.15%	<div></div>
Dementia - Refer	90.0%	<div></div>	100.0%	<div></div>	In-Hospital mortality	11	<div></div>	21	<div></div>	Hospital Standardised Mortality Ratio (HSMR) - basket diagnoses	100	<div></div>	146	<div></div>	Proportion of temporary staff - Agency staff costs	0.0%	<div></div>	1.2%	<div></div>
Cancelled Operations for non-clinical reasons	2.0%	<div></div>	0.09%	<div></div>	Quantity of complaints	6	<div></div>	4	<div></div>	Hospital Standardised Mortality Ratio (HSMR) - all diagnoses	100	<div></div>	167	<div></div>	Agency spend	0	<div></div>	1	<div></div>
Patients not booked in within 28 days (non clinical cancellations)	0	<div></div>	1	<div></div>	Occurrence of any Never Events	0	<div></div>	1	<div></div>	Incidents - Serious incidents, Never Events, Adverse Events (Red)	1	<div></div>	2	<div></div>	Capital service capacity - score	0	<div></div>	1	<div></div>
Delayed Transfers of care	5.0%	<div></div>	5.32%	<div></div>	Mixed sex accommodation breaches	0	<div></div>	0	<div></div>	Clostridium difficile – infection rate	0	<div></div>	0	<div></div>	Liquidity (days) - score	0	<div></div>	1	<div></div>
Bed Occupancy	80.0%	<div></div>	82.87%	<div></div>	Inpatient scores from Friends & Family Test - % positive	95.0%	<div></div>	99.55%	<div></div>	Patient Safety Alerts not completed by deadline	0	<div></div>	0	<div></div>	Income and expenditure (I&E) Margin - score	0	<div></div>	1	<div></div>
Referral to treatment - Incomplete Pathways 52+ weeks	0	<div></div>	107	<div></div>						NHS Staff Survey - Staff recommendation of the organisation as a place to work	76.0%	<div></div>	76.0%	<div></div>	Distance from financial plan - score	0	<div></div>	1	<div></div>
										NHS Staff Survey - Staff recommendation of the organisation as a place of treatment	96.0%	<div></div>	92.0%	<div></div>	Overall use of resources rating	0	<div></div>	1	<div></div>

LIVERPOOL HEART AND CHEST PERFORMANCE REPORT

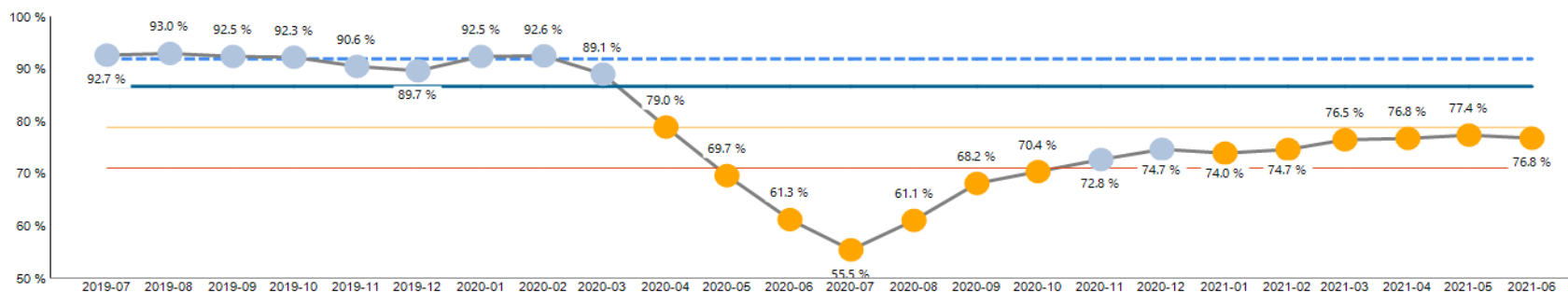
RTT 18 weeks in aggregate - Incomplete Pathways

Percentage of patients whose clock has not stopped during the calendar month where the clock period is less than 18 weeks

Target	2019-07	2019-08	2019-09	2019-10	2019-11	2019-12	2020-01	2020-02	2020-03	2020-04	2020-05	2020-06	2020-07	2020-08	2020-09	2020-10	2020-11	2020-12	2021-01	2021-02	2021-03	2021-04	2021-05	2021-06
>=92%	92.7%	93.0%	92.5%	92.3%	90.6%	89.7%	92.5%	92.6%	89.1%	79.0%	69.7%	61.3%	55.5%	61.1%	68.2%	70.4%	72.8%	74.7%	74.0%	74.7%	76.5%	76.8%	77.4%	76.8%



Concern



ucl	86.72%
mean	78.9%
target	92.0%
lcl	71.09%

Commentary:

Performance slightly decreased in month but the Trust is still performing in line with the recovery trajectories. Performance is not expected to improve until the end of the financial year when the 52 week backlog has been addressed.

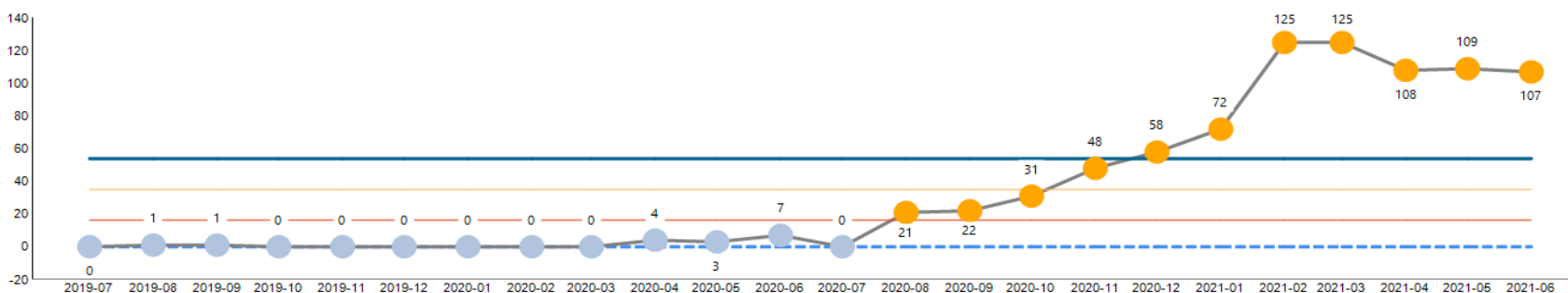
Referral to treatment - Incomplete Pathways 52+ weeks

Count of all patients on an incomplete pathway waiting over 52 weeks (English & Non-English)

Target	2019-07	2019-08	2019-09	2019-10	2019-11	2019-12	2020-01	2020-02	2020-03	2020-04	2020-05	2020-06	2020-07	2020-08	2020-09	2020-10	2020-11	2020-12	2021-01	2021-02	2021-03	2021-04	2021-05	2021-06
<0	0	1	1	0	0	0	0	0	0	4	3	7	0	21	22	31	48	58	72	125	125	108	109	107



Concern



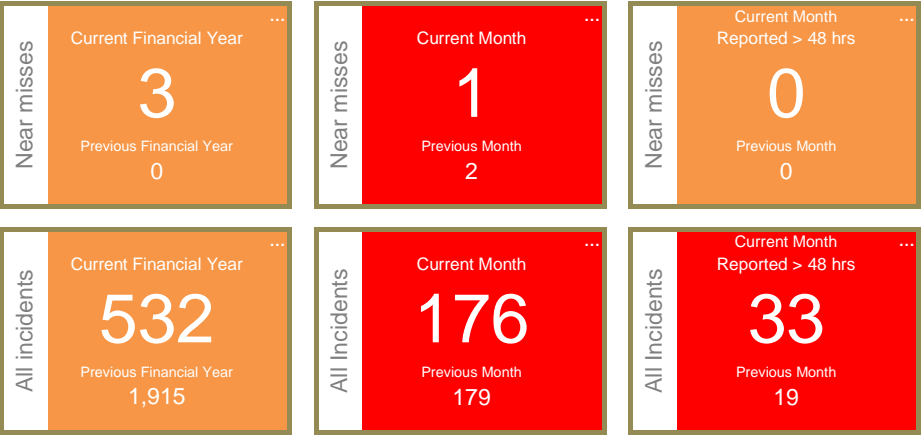
ucl	54
mean	35
target	0
lcl	16

Commentary:

Slight reduction in 52 week waiters in month but it should be noted that pressures with non-elective demand and consultant anaesthetist capacity is proving a challenge each month.

LIVERPOOL HEART AND CHEST PERFORMANCE REPORT

INCIDENTS



LIVERPOOL HEART AND CHEST PERFORMANCE REPORT

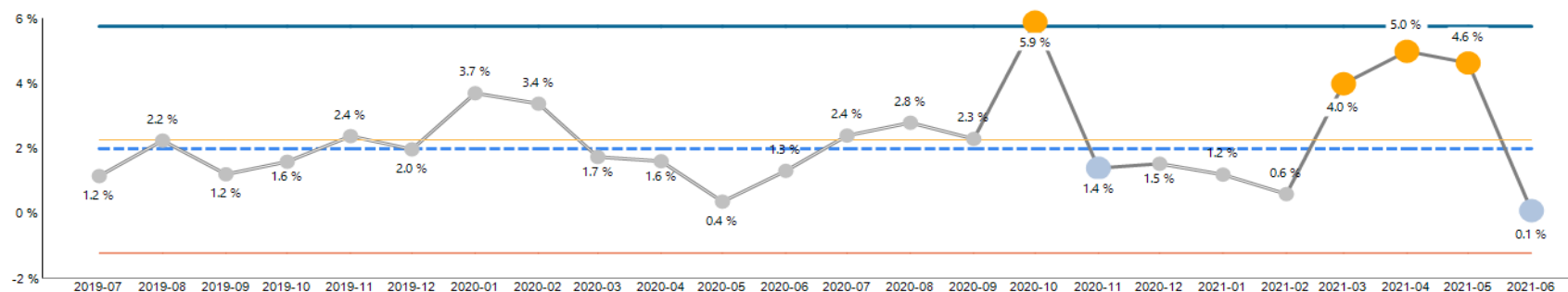
Cancelled Operations for non-clinical reasons

Count of the number of last minute cancellations by the hospital for non clinical reasons

Target	2019-07	2019-08	2019-09	2019-10	2019-11	2019-12	2020-01	2020-02	2020-03	2020-04	2020-05	2020-06	2020-07	2020-08	2020-09	2020-10	2020-11	2020-12	2021-01	2021-02	2021-03	2021-04	2021-05	2021-06
<=2%	1.2%	2.2%	1.2%	1.6%	2.4%	2.0%	3.7%	3.4%	1.7%	1.6%	0.4%	1.3%	2.4%	2.8%	2.3%	5.9%	1.4%	1.5%	1.2%	0.6%	4.0%	5.0%	4.6%	0.1%



Improvement



ucl	5.77%
mean	2.27%
target	2.0%
lcl	-1.22%

commentary:

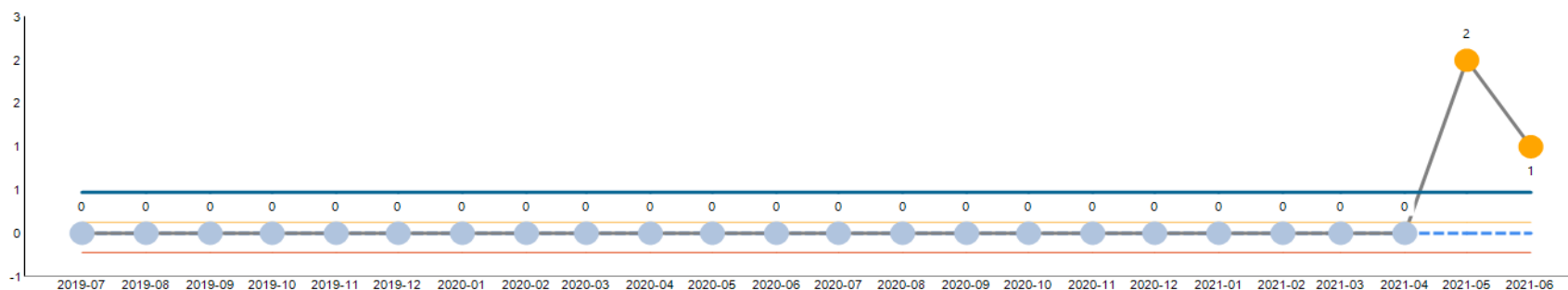
Patients not booked in within 28 days (non clinical cancellations)

Count of operations cancelled for non-clinical reasons and not offered a new date within 28 days

Target	2019-07	2019-08	2019-09	2019-10	2019-11	2019-12	2020-01	2020-02	2020-03	2020-04	2020-05	2020-06	2020-07	2020-08	2020-09	2020-10	2020-11	2020-12	2021-01	2021-02	2021-03	2021-04	2021-05	2021-06
0	0	0	0	0	0	0	0	0	0	0	0	0	0	0	0	0	0	0	0	0	0	0	2	1



Concern



ucl	0
mean	0
target	0
lcl	-0

Commentary:

A number of previously cancelled patients had to be cancelled for a second time during June when non-elective demand placed significant challenges on the Trust.

LIVERPOOL HEART AND CHEST PERFORMANCE REPORT

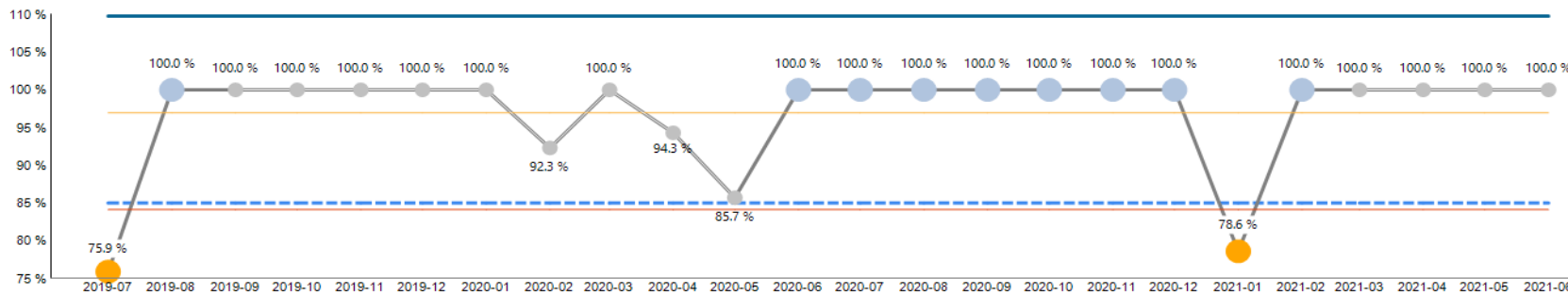
All cancers – maximum 62-day wait for first treatment from urgent GP referral for suspected cancer

Proportion of patients referred for cancer treatment by their GP who have currently been waiting for less than 62 days for treatment to start

Target	2019-07	2019-08	2019-09	2019-10	2019-11	2019-12	2020-01	2020-02	2020-03	2020-04	2020-05	2020-06	2020-07	2020-08	2020-09	2020-10	2020-11	2020-12	2021-01	2021-02	2021-03	2021-04	2021-05	2021-06
>=85%	75.9%	100.0%	100.0%	100.0%	100.0%	100.0%	100.0%	92.3%	100.0%	94.3%	85.7%	100.0%	100.0%	100.0%	100.0%	100.0%	100.0%	100.0%	78.6%	100.0%	100.0%	100.0%	100.0%	100.0%



Common Cause



ucl	109.78%
mean	96.95%
target	85.0%
lcl	84.12%

commentary:

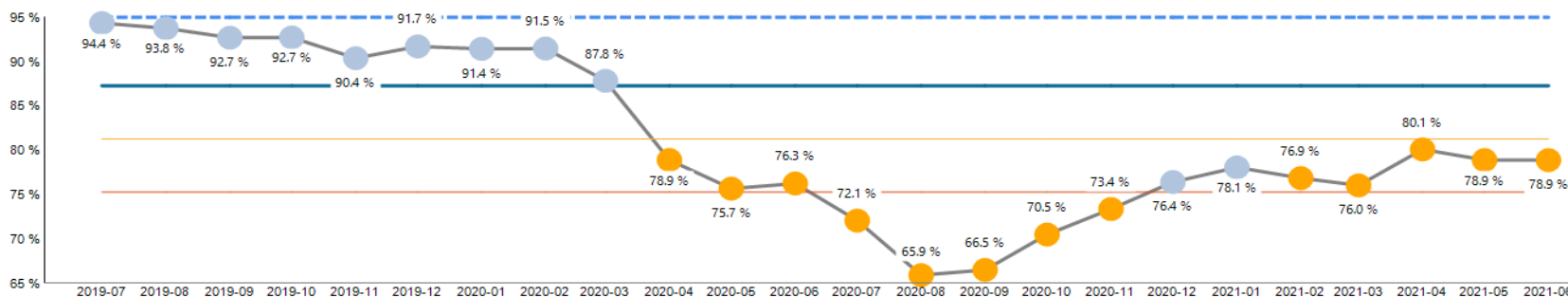
Welsh Patients: 26 weeks Referral To Treatment waiting times - Incomplete

Proportion of patients referred for cancer treatment by their GP who have currently been waiting for less than 62 days for treatment to start

Target	2019-07	2019-08	2019-09	2019-10	2019-11	2019-12	2020-01	2020-02	2020-03	2020-04	2020-05	2020-06	2020-07	2020-08	2020-09	2020-10	2020-11	2020-12	2021-01	2021-02	2021-03	2021-04	2021-05	2021-06
>=95%	94.4%	93.8%	92.7%	92.7%	90.4%	91.7%	91.4%	91.5%	87.8%	78.9%	75.7%	76.3%	72.1%	65.9%	66.5%	70.5%	73.4%	76.4%	78.1%	76.9%	76.0%	80.1%	78.9%	78.9%



Concern



ucl	87.28%
mean	81.29%
target	95.0%
lcl	75.29%

Commentary:

Performance remains in line with recovery trajectories and there are no significant areas of concern.

LIVERPOOL HEART AND CHEST PERFORMANCE REPORT

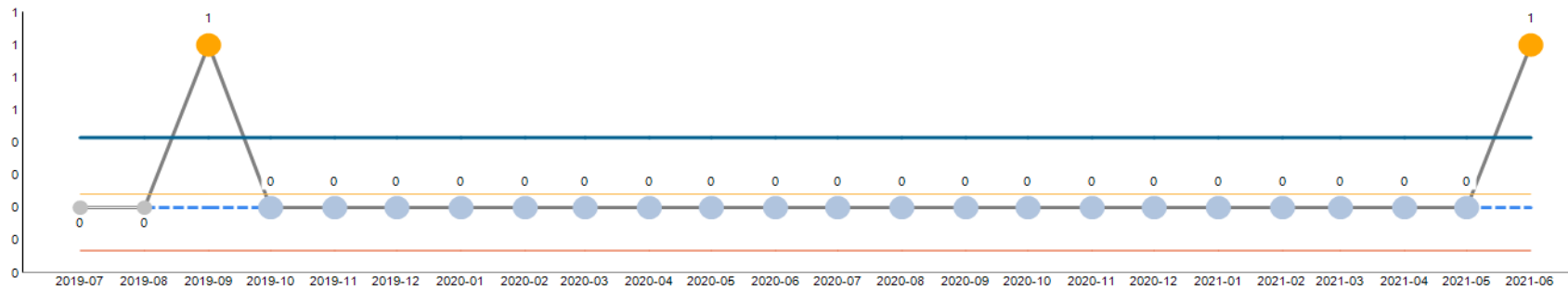
Occurrence of any Never Events

Count of Never Events

Target	2019-07	2019-08	2019-09	2019-10	2019-11	2019-12	2020-01	2020-02	2020-03	2020-04	2020-05	2020-06	2020-07	2020-08	2020-09	2020-10	2020-11	2020-12	2021-01	2021-02	2021-03	2021-04	2021-05	2021-06
	0	0	1	0	0	0	0	0	0	0	0	0	0	0	0	0	0	0	0	0	0	0	0	1



Concern



ucl	0
mean	0
target	0
lcl	-0

Commentary:

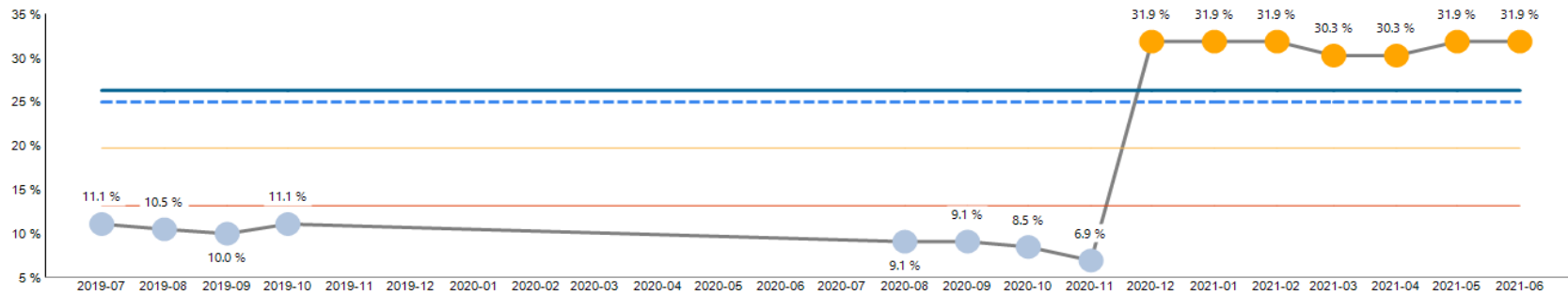
There was one never event in month that will be discussed under the risk item on the BoD agenda.

LIVERPOOL HEART AND CHEST PERFORMANCE REPORT

Executive Team Turnover

Rate of turnover among the executive team

Target	2019-07	2019-08	2019-09	2019-10	2020-08	2020-09	2020-10	2020-11	2020-12	2021-01	2021-02	2021-03	2021-04	2021-05	2021-06
<=25%	11.1%	10.5%	10.0%	11.1%	9.1%	9.1%	8.5%	6.9%	31.9%	31.9%	31.9%	30.3%	30.3%	31.9%	31.9%



Concern

ucl	26.32%
mean	19.76%
target	25.0%
lcl	13.2%

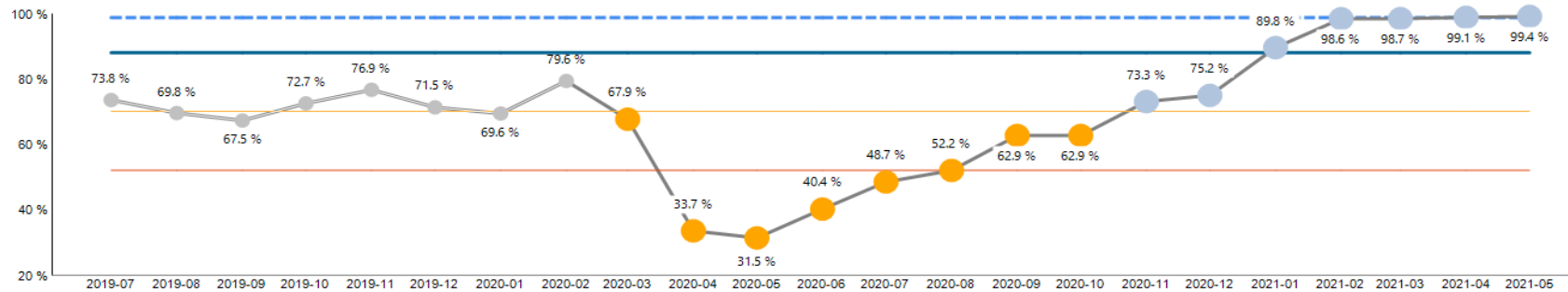
commentary:

LIVERPOOL HEART AND CHEST PERFORMANCE REPORT

Maximum 6-week wait for diagnostic procedures

Proportion of patients referred for diagnostic tests who have been waiting for less than six weeks

Target	2019-07	2019-08	2019-09	2019-10	2019-11	2019-12	2020-01	2020-02	2020-03	2020-04	2020-05	2020-06	2020-07	2020-08	2020-09	2020-10	2020-11	2020-12	2021-01	2021-02	2021-03	2021-04	2021-05
>=99%	73.8%	69.8%	67.5%	72.7%	76.9%	71.5%	69.6%	79.6%	67.9%	33.7%	31.5%	40.4%	48.7%	52.2%	62.9%	62.9%	73.3%	75.2%	89.8%	98.6%	98.7%	99.1%	99.4%



ucl	88.22%
mean	70.24%
target	99.0%
lcl	52.25%

commentary:



Improvement

LIVERPOOL HEART AND CHEST PERFORMANCE REPORT

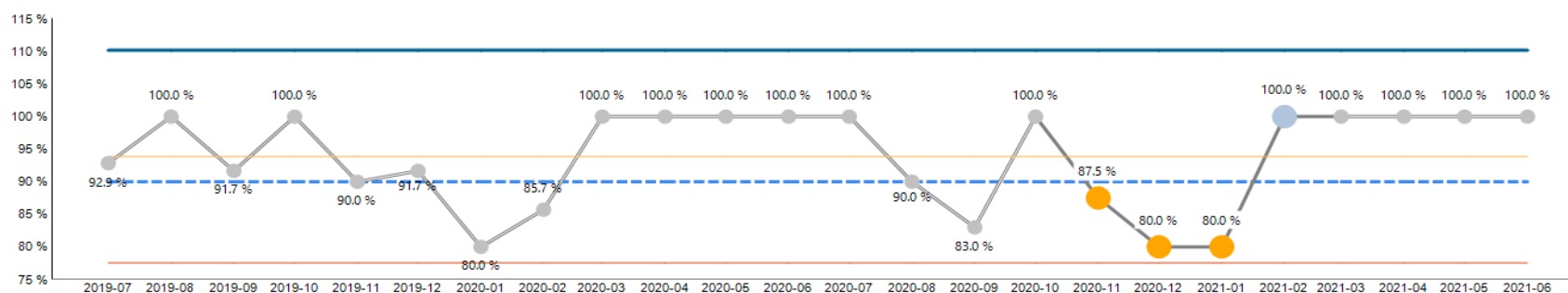
Dementia - Find

The proportion of patients aged 75 and over admitted as an emergency for more than 72 hours who have a diagnosis of dementia or delirium or to whom case finding is applied

Target	2019-07	2019-08	2019-09	2019-10	2019-11	2019-12	2020-01	2020-02	2020-03	2020-04	2020-05	2020-06	2020-07	2020-08	2020-09	2020-10	2020-11	2020-12	2021-01	2021-02	2021-03	2021-04	2021-05	2021-06
>=90%	92.9%	100.0%	91.7%	100.0%	90.0%	91.7%	80.0%	85.7%	100.0%	100.0%	100.0%	100.0%	100.0%	90.0%	83.0%	100.0%	87.5%	80.0%	80.0%	100.0%	100.0%	100.0%	100.0%	100.0%



Common Cause



ucl	110.17%
mean	93.85%
target	90.0%
lcl	77.53%

commentary:

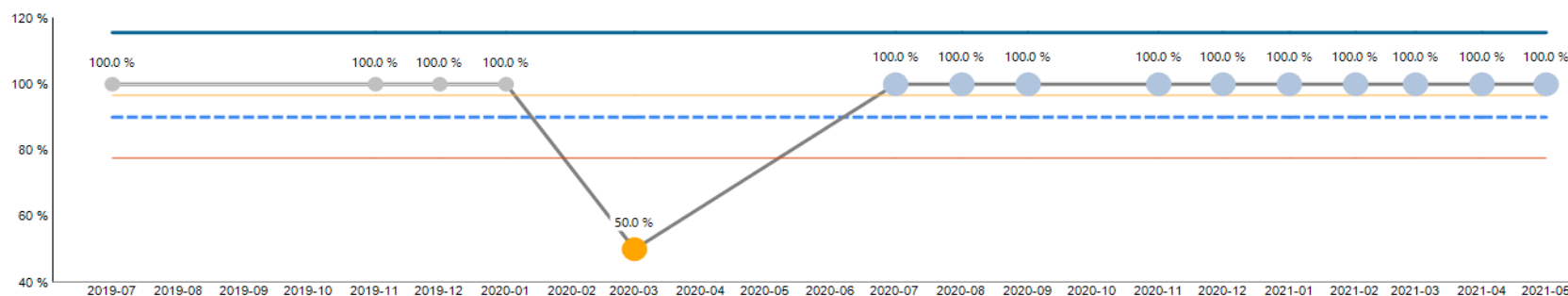
Dementia - Assess

The proportion of patients aged 75 and over admitted as an emergency for more than 72 hours who, if identified as potentially having dementia or delirium, are appropriately assessed

Target	2019-07	2019-11	2019-12	2020-01	2020-03	2020-07	2020-08	2020-09	2020-11	2020-12	2021-01	2021-02	2021-03	2021-04	2021-05
>=90%	100.0%	100.0%	100.0%	100.0%	50.0%	100.0%	100.0%	100.0%	100.0%	100.0%	100.0%	100.0%	100.0%	100.0%	100.0%



Improvement



ucl	115.67%
mean	96.67%
target	90.0%
lcl	77.67%

commentary:

LIVERPOOL HEART AND CHEST PERFORMANCE REPORT

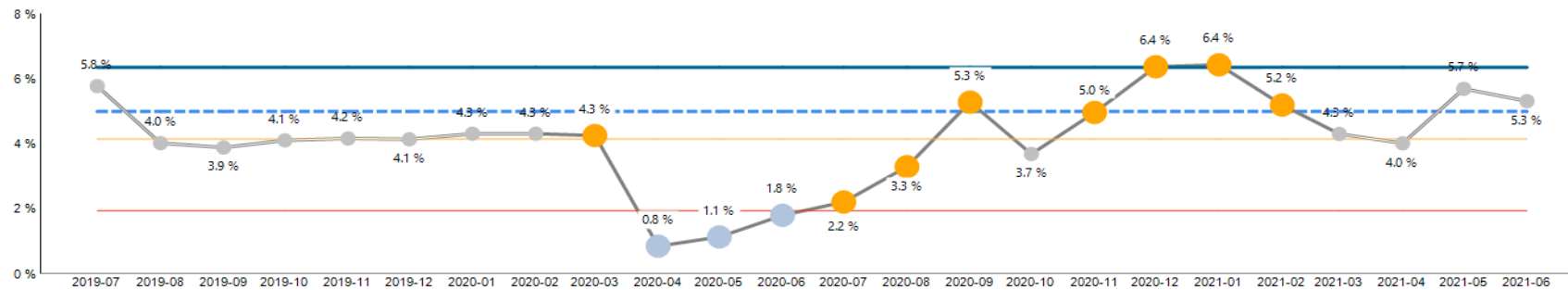
Delayed Transfers of care

A delayed transfer of care occurs when a patient is ready to depart from such care and is still occupying a bed.

Target	2019-07	2019-08	2019-09	2019-10	2019-11	2019-12	2020-01	2020-02	2020-03	2020-04	2020-05	2020-06	2020-07	2020-08	2020-09	2020-10	2020-11	2020-12	2021-01	2021-02	2021-03	2021-04	2021-05	2021-06
<=5%	5.8%	4.0%	3.9%	4.1%	4.2%	4.1%	4.3%	4.3%	4.3%	0.8%	1.1%	1.8%	2.2%	3.3%	5.3%	3.7%	5.0%	6.4%	6.4%	5.2%	4.3%	4.0%	5.7%	5.3%



Common Cause



ucl	6.36%
mean	4.15%
target	5.0%
lcl	1.94%

Commentary:

There remain challenges with delayed transfers of care but the reasons for delay are not out of the ordinary and down to system wide pressures.

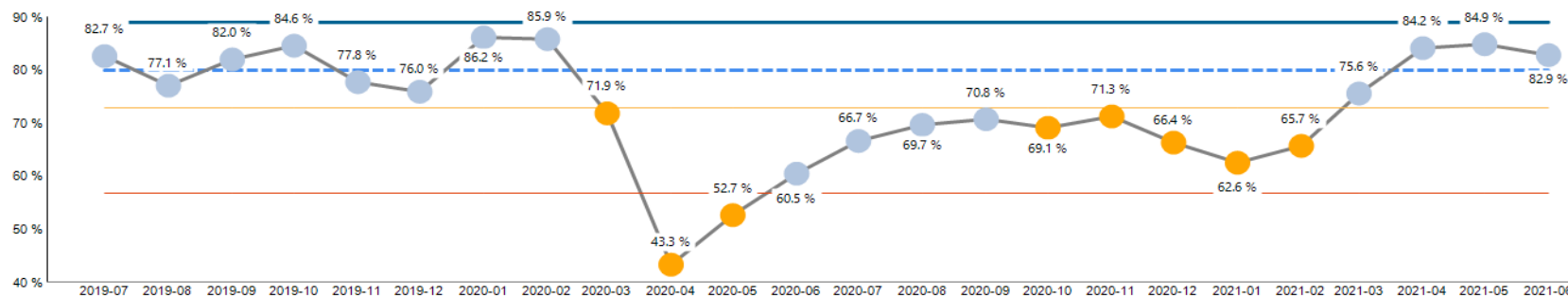
Bed Occupancy

Count of beds occupied over all wards/ count of bed available

Target	2019-07	2019-08	2019-09	2019-10	2019-11	2019-12	2020-01	2020-02	2020-03	2020-04	2020-05	2020-06	2020-07	2020-08	2020-09	2020-10	2020-11	2020-12	2021-01	2021-02	2021-03	2021-04	2021-05	2021-06
>=80%	82.7%	77.1%	82.0%	84.6%	77.8%	76.0%	86.2%	85.9%	71.9%	43.3%	52.7%	60.5%	66.7%	69.7%	70.8%	69.1%	71.3%	66.4%	62.6%	65.7%	75.6%	84.2%	84.9%	82.9%



Improvement



ucl	89.06%
mean	72.94%
target	80.0%
lcl	56.82%

commentary:

LIVERPOOL HEART AND CHEST PERFORMANCE REPORT

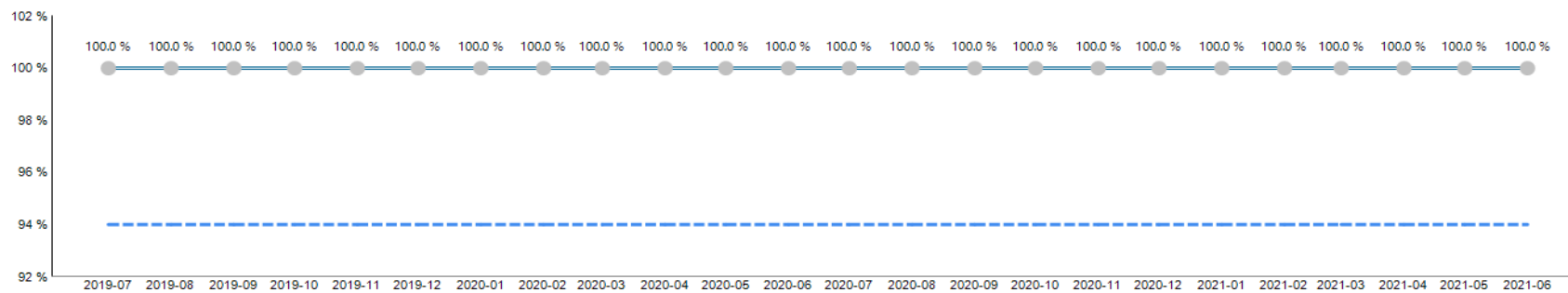
Cancer: 31 day Second or subsequent treatment (surgery & drug)

Patients waiting a maximum of 31 days for all subsequent treatments

Target	2019-07	2019-08	2019-09	2019-10	2019-11	2019-12	2020-01	2020-02	2020-03	2020-04	2020-05	2020-06	2020-07	2020-08	2020-09	2020-10	2020-11	2020-12	2021-01	2021-02	2021-03	2021-04	2021-05	2021-06
>=94%	100.0%	100.0%	100.0%	100.0%	100.0%	100.0%	100.0%	100.0%	100.0%	100.0%	100.0%	100.0%	100.0%	100.0%	100.0%	100.0%	100.0%	100.0%	100.0%	100.0%	100.0%	100.0%	100.0%	100.0%



Common Cause



ucl	100.0%
mean	100.0%
target	94.0%
lcl	100.0%

commentary:

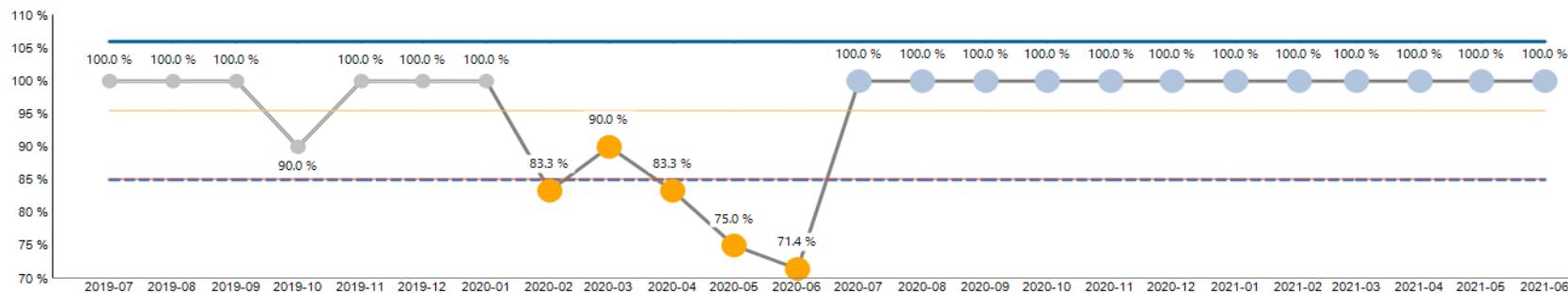
Cancer: 62 day Consultant Upgrade

Patients waiting a maximum of 62 days from a consultant decision to upgrade the urgency of a patient they suspect to have cancer to first treatment

Target	2019-07	2019-08	2019-09	2019-10	2019-11	2019-12	2020-01	2020-02	2020-03	2020-04	2020-05	2020-06	2020-07	2020-08	2020-09	2020-10	2020-11	2020-12	2021-01	2021-02	2021-03	2021-04	2021-05	2021-06
>=85%	100.0%	100.0%	100.0%	90.0%	100.0%	100.0%	100.0%	83.3%	90.0%	83.3%	75.0%	71.4%	100.0%	100.0%	100.0%	100.0%	100.0%	100.0%	100.0%	100.0%	100.0%	100.0%	100.0%	100.0%



Improvement



ucl	106.01%
mean	95.55%
target	85.0%
lcl	85.08%

commentary:

LIVERPOOL HEART AND CHEST PERFORMANCE REPORT

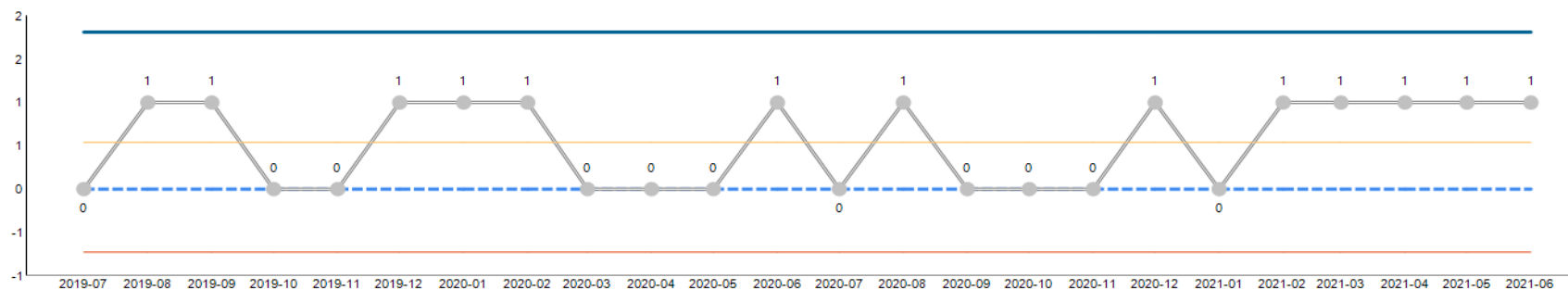
Clostridium Difficile

Count of trust assigned C. difficile infections in patients aged two years and over compared to the number of planned C. difficile cases

Target	2019-07	2019-08	2019-09	2019-10	2019-11	2019-12	2020-01	2020-02	2020-03	2020-04	2020-05	2020-06	2020-07	2020-08	2020-09	2020-10	2020-11	2020-12	2021-01	2021-02	2021-03	2021-04	2021-05	2021-06
	0	1	1	0	0	1	1	1	0	0	0	1	0	1	0	0	0	1	0	1	1	1	1	1



Common Cause



ucl	2
mean	1
target	0
lcl	-1

Commentary:

Case reviewed by Infection Prevention Team, no lapses in care identified.

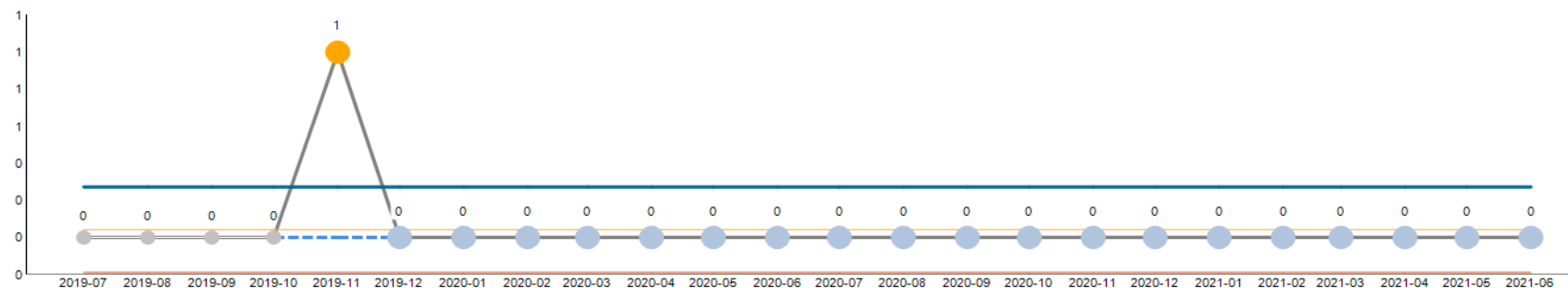
MRSA Bacteraemias

Count of trust assigned MRSA infections

Target	2019-07	2019-08	2019-09	2019-10	2019-11	2019-12	2020-01	2020-02	2020-03	2020-04	2020-05	2020-06	2020-07	2020-08	2020-09	2020-10	2020-11	2020-12	2021-01	2021-02	2021-03	2021-04	2021-05	2021-06
	0	0	0	0	1	0	0	0	0	0	0	0	0	0	0	0	0	0	0	0	0	0	0	0



Improvement



ucl	0
mean	0
target	0
lcl	-0

commentary:

LIVERPOOL HEART AND CHEST PERFORMANCE REPORT

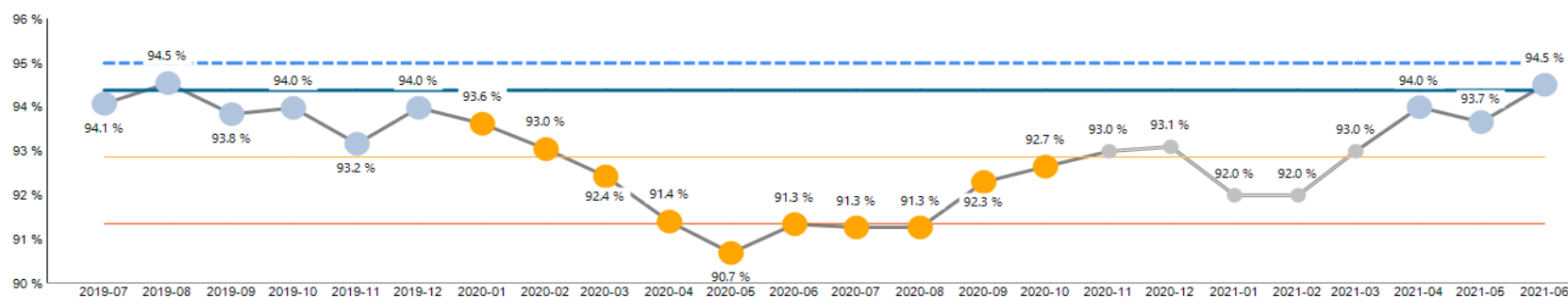
Mandatory Training Compliance

Percentage of completed mandatory training

Target	2019-07	2019-08	2019-09	2019-10	2019-11	2019-12	2020-01	2020-02	2020-03	2020-04	2020-05	2020-06	2020-07	2020-08	2020-09	2020-10	2020-11	2020-12	2021-01	2021-02	2021-03	2021-04	2021-05	2021-06
>=95%	94.1%	94.5%	93.8%	94.0%	93.2%	94.0%	93.6%	93.0%	92.4%	91.4%	90.7%	91.3%	91.3%	91.3%	92.3%	92.7%	93.0%	93.1%	92.0%	92.0%	93.0%	94.0%	93.7%	94.5%



Improvement



ucl	94.39%
mean	92.87%
target	95.0%
lcl	91.36%

commentary:

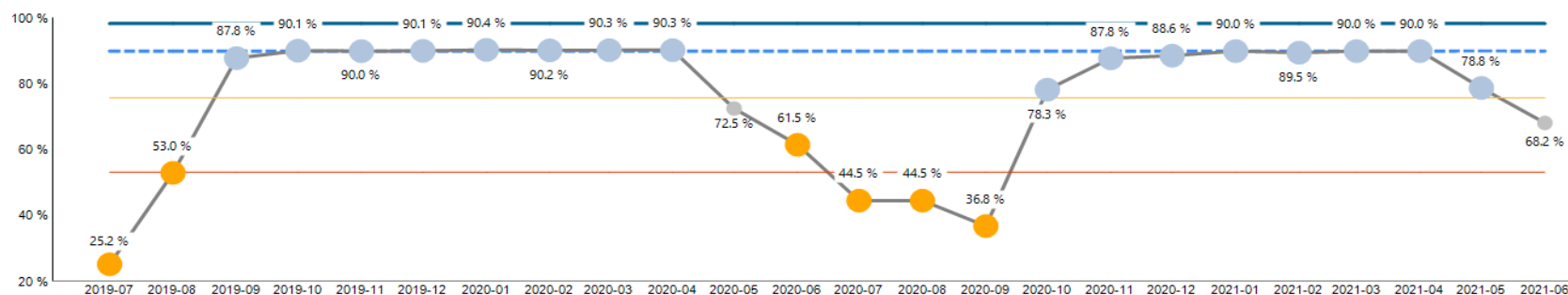
Appraisals Compliance

Percentage of annual appraisals completed

Target	2019-07	2019-08	2019-09	2019-10	2019-11	2019-12	2020-01	2020-02	2020-03	2020-04	2020-05	2020-06	2020-07	2020-08	2020-09	2020-10	2020-11	2020-12	2021-01	2021-02	2021-03	2021-04	2021-05	2021-06
>=90%	25.2%	53.0%	87.8%	90.1%	90.0%	90.1%	90.4%	90.2%	90.3%	90.3%	72.5%	61.5%	44.5%	44.5%	36.8%	78.3%	87.8%	88.6%	90.0%	89.5%	90.0%	90.0%	78.8%	68.2%



Common Cause



ucl	98.34%
mean	75.76%
target	90.0%
lcl	53.18%

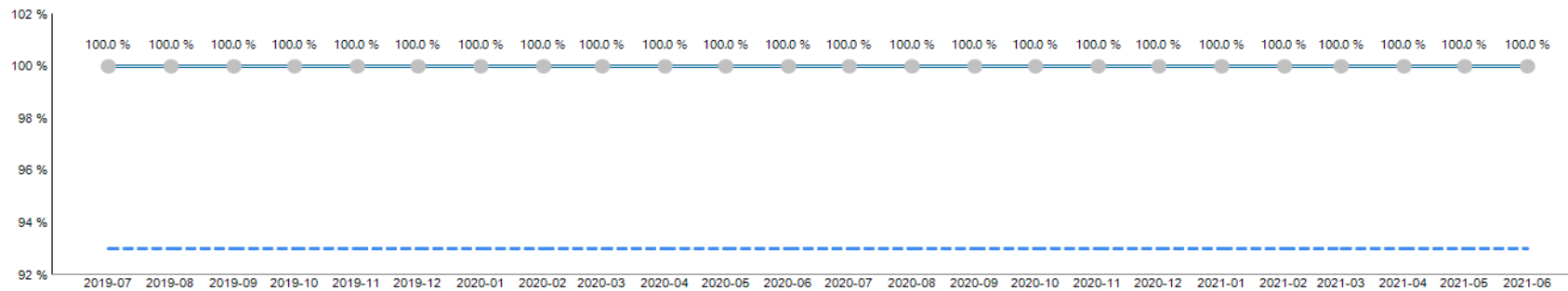
commentary:

LIVERPOOL HEART AND CHEST PERFORMANCE REPORT

Cancer: 14 day GP referral to 1st Outpatient Appointment

Patients waiting a maximum of two weeks from an urgent GP referral for suspected cancer to date first seen by specialist

Target	2019-07	2019-08	2019-09	2019-10	2019-11	2019-12	2020-01	2020-02	2020-03	2020-04	2020-05	2020-06	2020-07	2020-08	2020-09	2020-10	2020-11	2020-12	2021-01	2021-02	2021-03	2021-04	2021-05	2021-06
>=93%	100.0%	100.0%	100.0%	100.0%	100.0%	100.0%	100.0%	100.0%	100.0%	100.0%	100.0%	100.0%	100.0%	100.0%	100.0%	100.0%	100.0%	100.0%	100.0%	100.0%	100.0%	100.0%	100.0%	100.0%



Common Cause

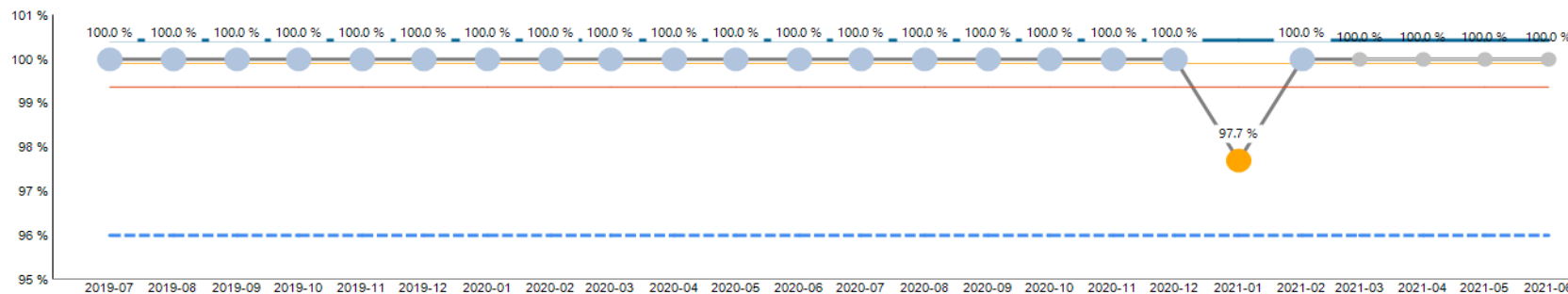
ucl	100.0%
mean	100.0%
target	93.0%
lcl	100.0%

commentary:

Cancer: 31 day diagnosis to 1st treatment for all cancers

Patients waiting a maximum of 31 days from diagnosis to first definitive treatment

Target	2019-07	2019-08	2019-09	2019-10	2019-11	2019-12	2020-01	2020-02	2020-03	2020-04	2020-05	2020-06	2020-07	2020-08	2020-09	2020-10	2020-11	2020-12	2021-01	2021-02	2021-03	2021-04	2021-05	2021-06
>=96%	100.0%	100.0%	100.0%	100.0%	100.0%	100.0%	100.0%	100.0%	100.0%	100.0%	100.0%	100.0%	100.0%	100.0%	100.0%	100.0%	100.0%	100.0%	97.7%	100.0%	100.0%	100.0%	100.0%	100.0%



Common Cause

ucl	100.44%
mean	99.9%
target	96.0%
lcl	99.37%

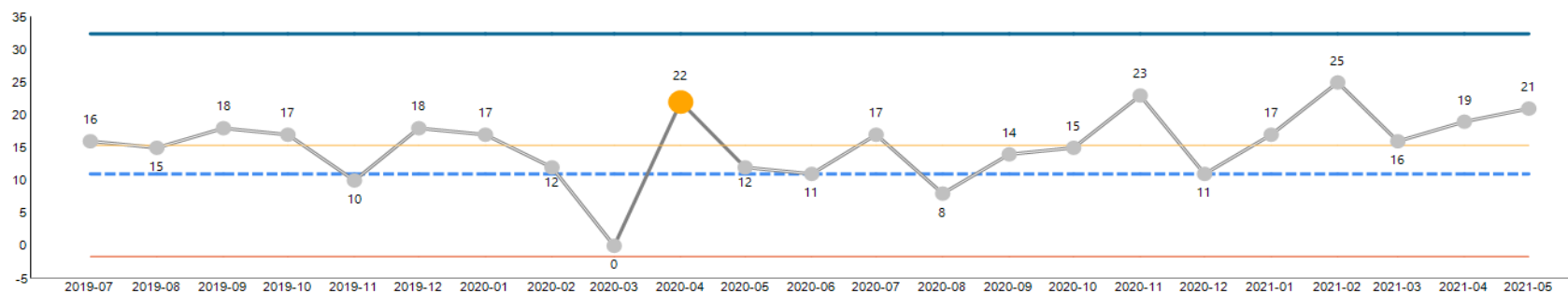
commentary:

LIVERPOOL HEART AND CHEST PERFORMANCE REPORT

In-Hospital mortality

Count of Hospital deaths across the trust for the month/YTD

Target	2019-07	2019-08	2019-09	2019-10	2019-11	2019-12	2020-01	2020-02	2020-03	2020-04	2020-05	2020-06	2020-07	2020-08	2020-09	2020-10	2020-11	2020-12	2021-01	2021-02	2021-03	2021-04	2021-05
<=11	16	15	18	17	10	18	17	12	0	22	12	11	17	8	14	15	23	11	17	25	16	19	21



ucl	32
mean	15
target	11
lcl	-2

commentary:



Common Cause

LIVERPOOL HEART AND CHEST PERFORMANCE REPORT

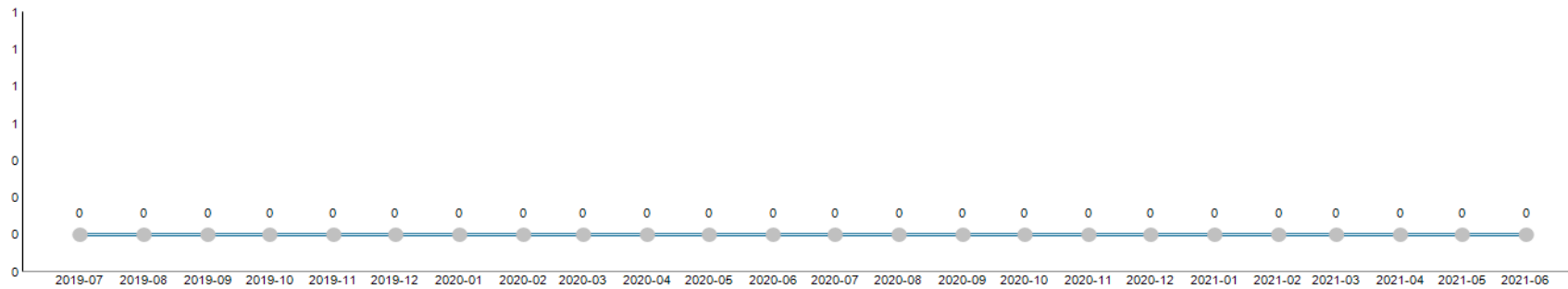
Mixed sex accommodation breaches

Count of number of occasions sexes were mixed on same-sex wards

Target	2019-07	2019-08	2019-09	2019-10	2019-11	2019-12	2020-01	2020-02	2020-03	2020-04	2020-05	2020-06	2020-07	2020-08	2020-09	2020-10	2020-11	2020-12	2021-01	2021-02	2021-03	2021-04	2021-05	2021-06
	0	0	0	0	0	0	0	0	0	0	0	0	0	0	0	0	0	0	0	0	0	0	0	0



Common Cause



ucl	0
mean	0
target	0
lcl	0

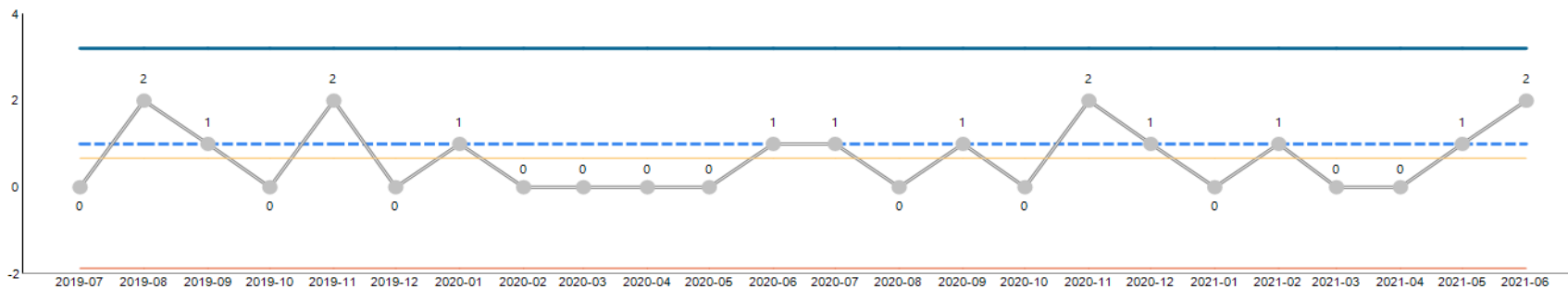
commentary:

Incidents - Serious incidents, Never Events, Adverse Events (Red)

Target	2019-07	2019-08	2019-09	2019-10	2019-11	2019-12	2020-01	2020-02	2020-03	2020-04	2020-05	2020-06	2020-07	2020-08	2020-09	2020-10	2020-11	2020-12	2021-01	2021-02	2021-03	2021-04	2021-05	2021-06
1	0	2	1	0	2	0	1	0	0	0	0	1	1	0	1	0	2	1	0	1	0	0	1	2



Common Cause



ucl	3
mean	1
target	1
lcl	-2

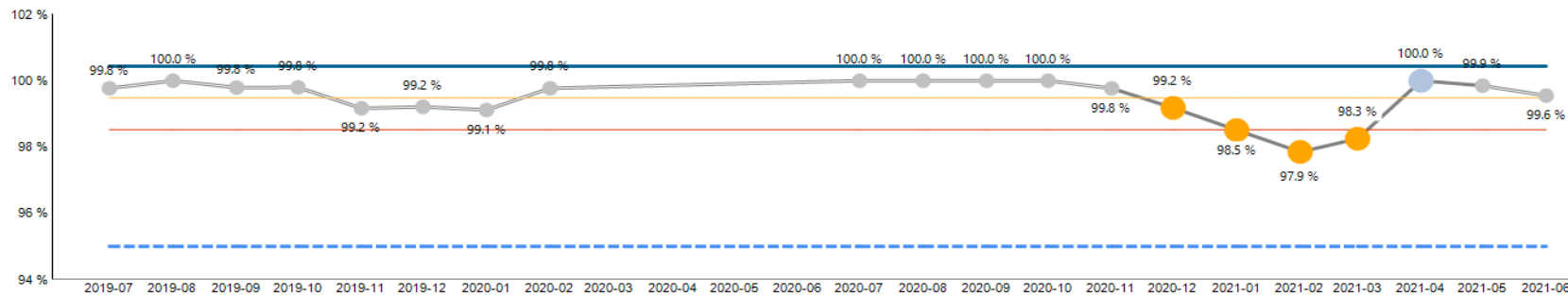
Commentary:
Two serious incidents occurred in month,

LIVERPOOL HEART AND CHEST PERFORMANCE REPORT

Inpatient scores from Friends & Family Test - % positive

Percentage of inpatients rating the service good or very good

Target	2019-07	2019-08	2019-09	2019-10	2019-11	2019-12	2020-01	2020-02	2020-07	2020-08	2020-09	2020-10	2020-11	2020-12	2021-01	2021-02	2021-03	2021-04	2021-05	2021-06
>=95%	99.8%	100.0%	99.8%	99.8%	99.2%	99.2%	99.1%	99.8%	100.0%	100.0%	100.0%	100.0%	99.8%	99.2%	98.5%	97.9%	98.3%	100.0%	99.9%	99.6%



ucl	100.44%
mean	99.48%
target	95.0%
lcl	98.52%

commentary:



Common Cause

LIVERPOOL HEART AND CHEST PERFORMANCE REPORT

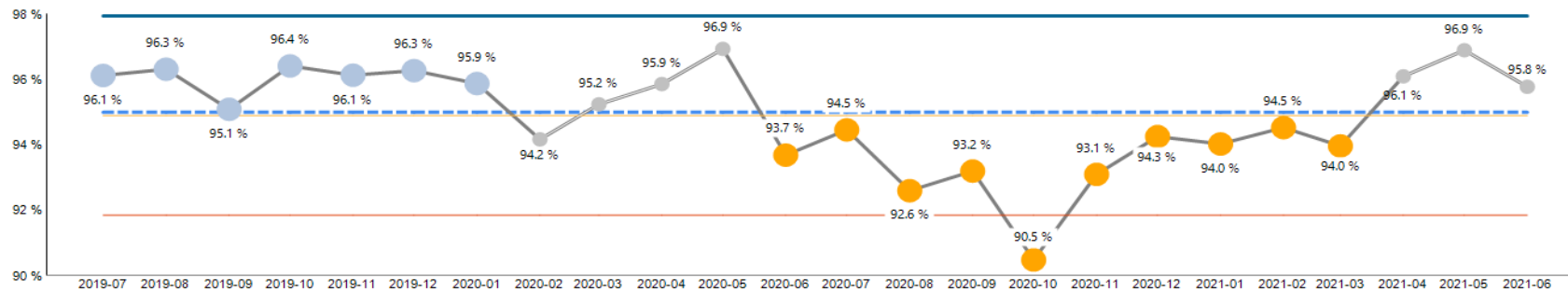
Venous thromboembolism (VTE) risk assessment

Number of patients admitted who have a VTE risk assessment/number of patients admitted in most recent month

Target	2019-07	2019-08	2019-09	2019-10	2019-11	2019-12	2020-01	2020-02	2020-03	2020-04	2020-05	2020-06	2020-07	2020-08	2020-09	2020-10	2020-11	2020-12	2021-01	2021-02	2021-03	2021-04	2021-05	2021-06
>=95%	96.1%	96.3%	95.1%	96.4%	96.1%	96.3%	95.9%	94.2%	95.2%	95.9%	96.9%	93.7%	94.5%	92.6%	93.2%	90.5%	93.1%	94.3%	94.0%	94.5%	94.0%	96.1%	96.9%	95.8%



Common Cause



ucl	97.95%
mean	94.9%
target	95.0%
lcl	91.85%

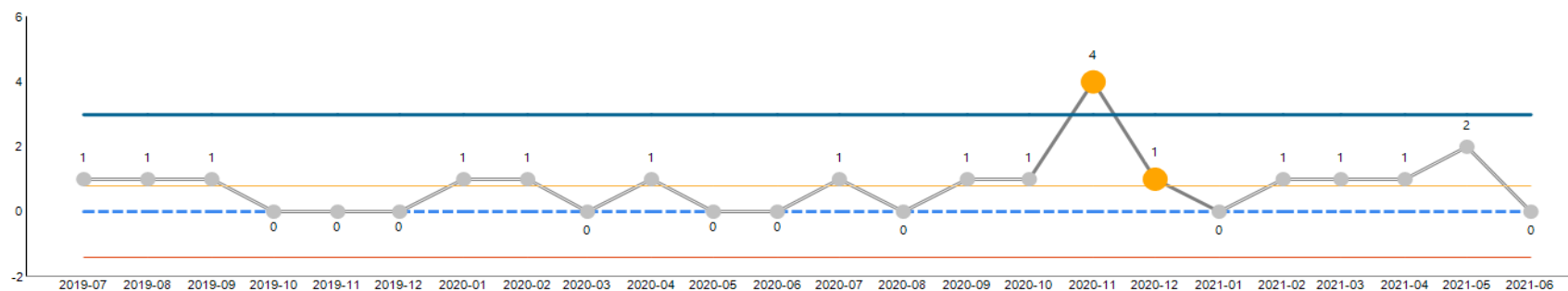
commentary:

LIVERPOOL HEART AND CHEST PERFORMANCE REPORT

MSSA Bacteraemias

Count of trust assigned MSSA infections

Target	2019-07	2019-08	2019-09	2019-10	2019-11	2019-12	2020-01	2020-02	2020-03	2020-04	2020-05	2020-06	2020-07	2020-08	2020-09	2020-10	2020-11	2020-12	2021-01	2021-02	2021-03	2021-04	2021-05	2021-06
	1	1	1	0	0	0	1	1	0	1	0	0	1	0	1	1	4	1	0	1	1	1	1	2



ucl	3
mean	1
target	0
lcl	-1

commentary:

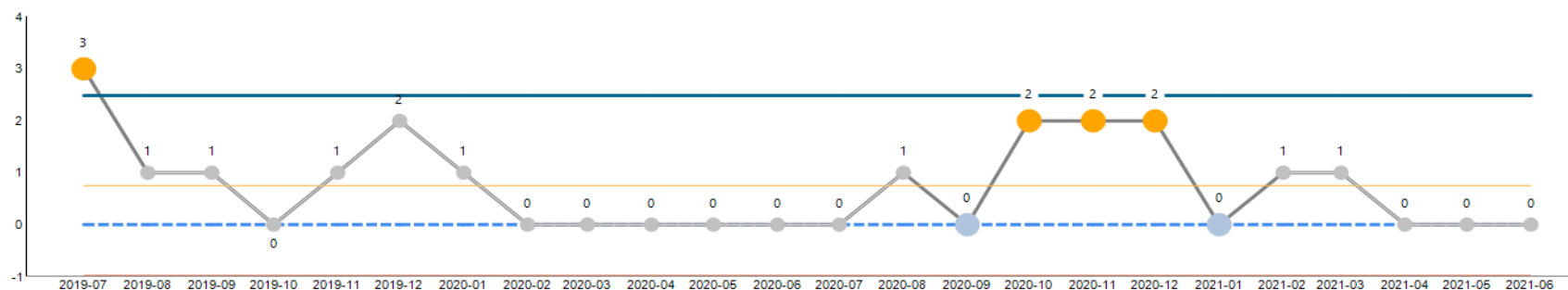


Common Cause

Gram Negative Bacteraemias

Count of trust assigned Gram Negative Bacteraemias infections

Target	2019-07	2019-08	2019-09	2019-10	2019-11	2019-12	2020-01	2020-02	2020-03	2020-04	2020-05	2020-06	2020-07	2020-08	2020-09	2020-10	2020-11	2020-12	2021-01	2021-02	2021-03	2021-04	2021-05	2021-06
	3	1	1	0	1	2	1	0	0	0	0	0	0	1	0	2	2	2	0	1	1	0	0	0



ucl	2
mean	1
target	0
lcl	-1

commentary:



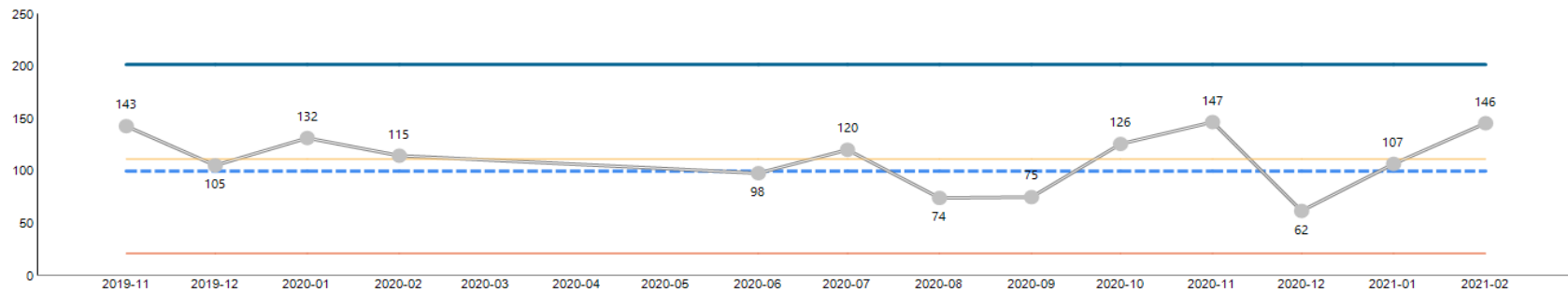
Common Cause

LIVERPOOL HEART AND CHEST PERFORMANCE REPORT

Hospital Standardised Mortality Ratio (HSMR) - basket diagnoses

patient characteristics for those treated there.

Target	2019-11	2019-12	2020-01	2020-02	2020-06	2020-07	2020-08	2020-09	2020-10	2020-11	2020-12	2021-01	2021-02
<=100	143	105	132	115	98	120	74	75	126	147	62	107	146



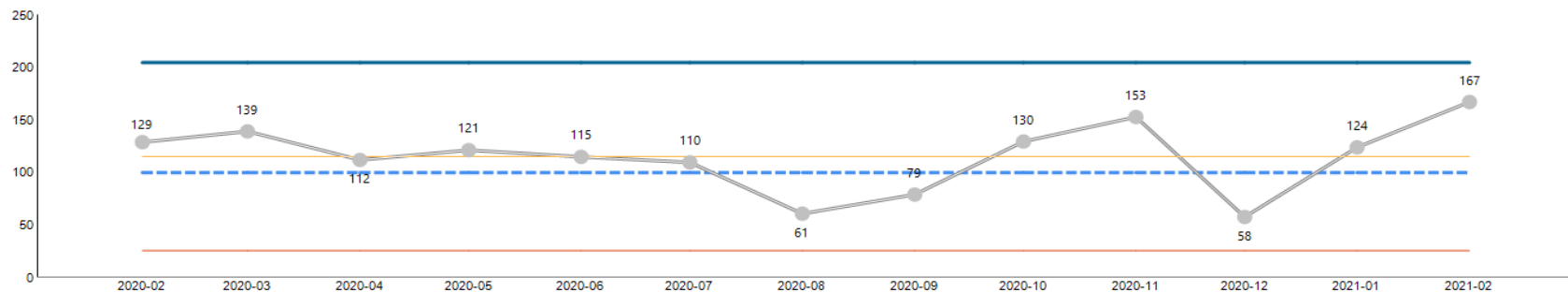
ucl	202
mean	112
target	100
lcl	21

commentary:

Hospital Standardised Mortality Ratio (HSMR) - all diagnoses

of patient characteristics for those treated there.

Target	2020-02	2020-03	2020-04	2020-05	2020-06	2020-07	2020-08	2020-09	2020-10	2020-11	2020-12	2021-01	2021-02
<=100	129	139	112	121	115	110	61	79	130	153	58	124	167



ucl	205
mean	115
target	100
lcl	26

commentary:

LIVERPOOL HEART AND CHEST PERFORMANCE REPORT

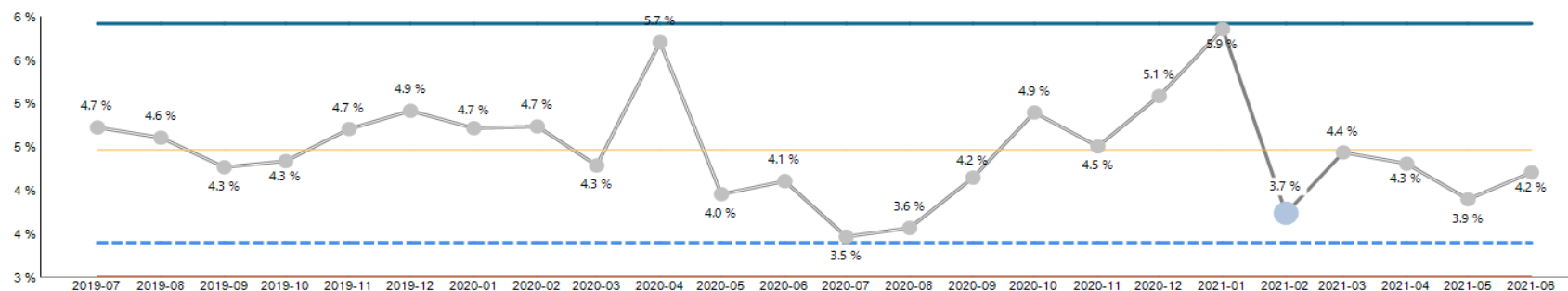
Staff Sickness (All Staff)

Rate of sickness across all staff

Target	2019-07	2019-08	2019-09	2019-10	2019-11	2019-12	2020-01	2020-02	2020-03	2020-04	2020-05	2020-06	2020-07	2020-08	2020-09	2020-10	2020-11	2020-12	2021-01	2021-02	2021-03	2021-04	2021-05	2021-06
<=3.4%	4.7%	4.6%	4.3%	4.3%	4.7%	4.9%	4.7%	4.7%	4.3%	5.7%	4.0%	4.1%	3.5%	3.6%	4.2%	4.9%	4.5%	5.1%	5.9%	3.7%	4.4%	4.3%	3.9%	4.2%



Common Cause



ucl	5.92%
mean	4.47%
target	3.4%
lcl	3.01%

commentary:

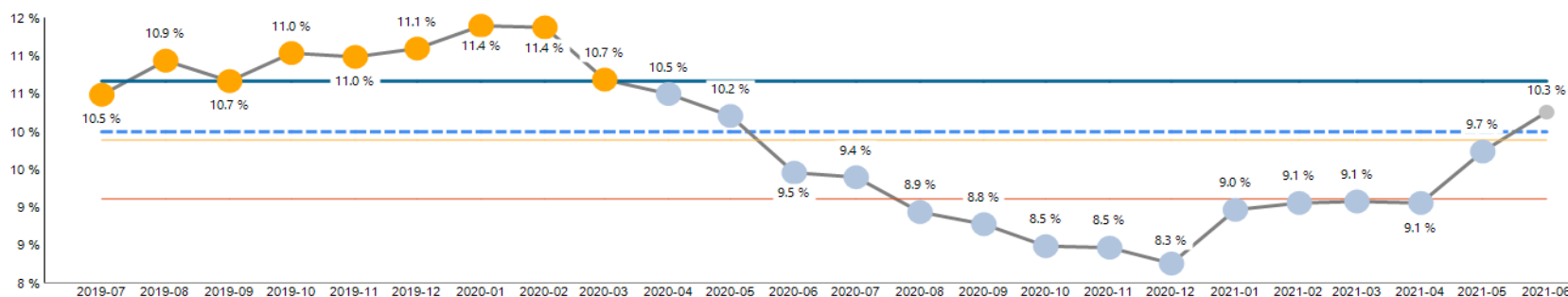
Staff Turnover

Rate of turnover among voluntary leavers

Target	2019-07	2019-08	2019-09	2019-10	2019-11	2019-12	2020-01	2020-02	2020-03	2020-04	2020-05	2020-06	2020-07	2020-08	2020-09	2020-10	2020-11	2020-12	2021-01	2021-02	2021-03	2021-04	2021-05	2021-06
<=10%	10.5%	10.9%	10.7%	11.0%	11.0%	11.1%	11.4%	11.4%	10.7%	10.5%	10.2%	9.5%	9.4%	8.9%	8.8%	8.5%	8.5%	8.3%	9.0%	9.1%	9.1%	9.1%	9.7%	10.3%



Common Cause



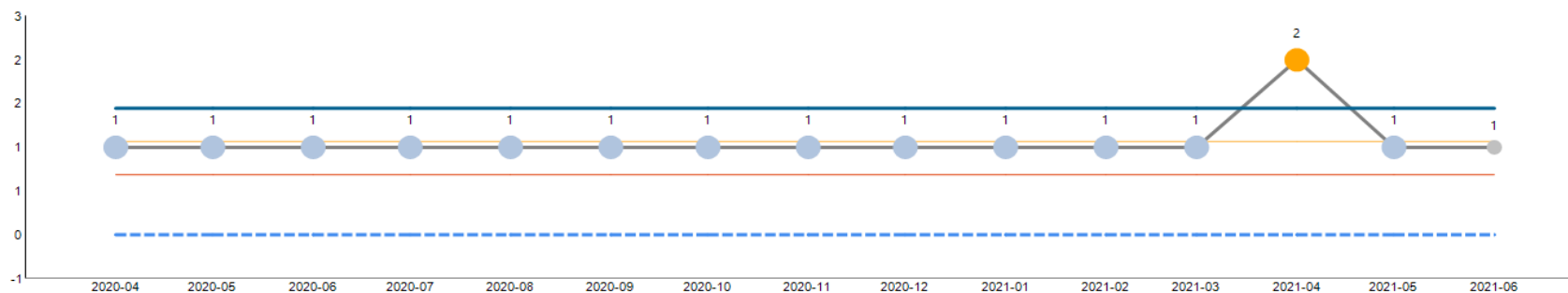
ucl	10.67%
mean	9.89%
target	10.0%
lcl	9.11%

commentary:

LIVERPOOL HEART AND CHEST PERFORMANCE REPORT

Distance from financial plan - score

Target	2020-04	2020-05	2020-06	2020-07	2020-08	2020-09	2020-10	2020-11	2020-12	2021-01	2021-02	2021-03	2021-04	2021-05	2021-06
0	1	1	1	1	1	1	1	1	1	1	1	1	2	1	1



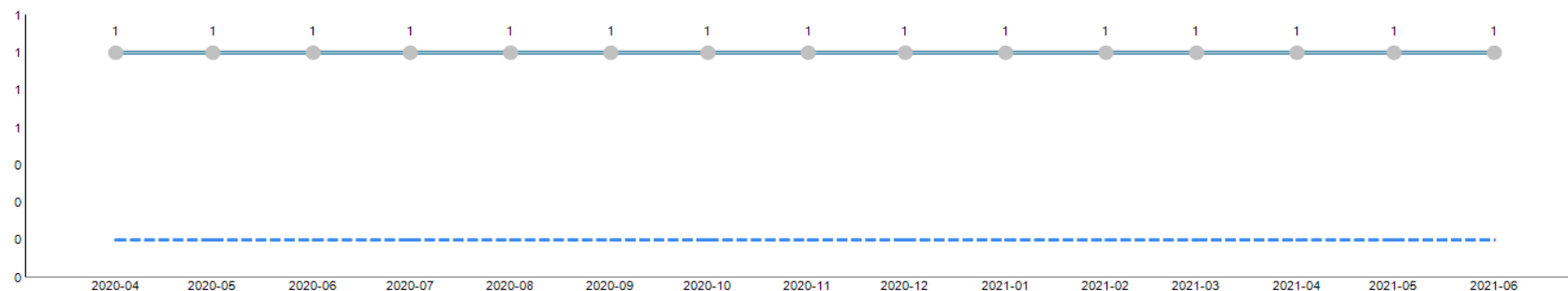
Common Cause

ucl	1
mean	1
target	0
lcl	1

commentary:

Overall use of resources rating

Target	2020-04	2020-05	2020-06	2020-07	2020-08	2020-09	2020-10	2020-11	2020-12	2021-01	2021-02	2021-03	2021-04	2021-05	2021-06
0	1	1	1	1	1	1	1	1	1	1	1	1	1	1	1



Common Cause

ucl	1
mean	1
target	0
lcl	1

commentary: